


## FLEXHOOD

### MODULAR EXTRACTION HOOD

The FlexHood is a modular extraction hood, which is built of separate components. It can be used for several industrial processes, such as (manual or robotic) welding, grinding and cutting.

The FlexHood is placed over the working area and has to be connected to an external extraction/filtration system. The bottom roof panels act as a deflection plate, directing the airflow to the outer edge of the hood or hood compartment. The extracted air exits the hood through one or two connection flanges located on top.

The integrated suspension eyes enable ceiling mounting/hanging of the hood.



Shown:  
FlexHood with welding strips

### PHYSICAL DIMENSIONS AND PROPERTIES

Hood dimensions:	from 1 x 1,5 m to 5,5 x 5,5 m in steps of 0,5 m; refer to attachments
FlexHood:	- 1 x 1,5 - 2 x 5,5 m
FlexHood XL:	- 2,5 x 2,5 - 4 x 5,5 m
- double compartment	- 4,5 x 2,5 - 5,5 x 5,5 m
- triple compartment	
Material	refer to separate product data sheets
Colour	refer to separate product data sheets
Weight (net)	refer to attachments

### PERFORMANCE

Recommended extraction capacity	500-800 m <sup>3</sup> /h per square meter (27-44 CFM per square ft) of hood
Recommended air velocity in connected duct	10-12 m/s (1,950-2,400 FPM)
Pressure loss over hood	refer to Table 1
Sound level	refer to Table 1

### AVAILABLE OPTIONS

Welding strips	- dark green; non-transparent - orange-red; semi-transparent - yellow-orange; transparent - clear; transparent
Strip bracket set	to mount welding strips
Leg	max. 4 legs per hood
Corner reinforcement set	for standing hoods XL
Floor mounting set	set of 4 floor mounting plates
Lighting fixture	
Custom-made hood	- cutting down length - cutting down width

### SCOPE OF SUPPLY

Refer to attachments

### MOUNTING

Mounting possibilities:	
- chains	- chain links min. 8 mm (to be sourced locally)
- legs + floor mounting set	- optionally available
- combination of both	- e.g. 2 chains + 2 legs

### ORDER INFORMATION

Article number	not applicable (composed of several article numbers; refer to separate product data sheets)
----------------	---

### AIRFLOW

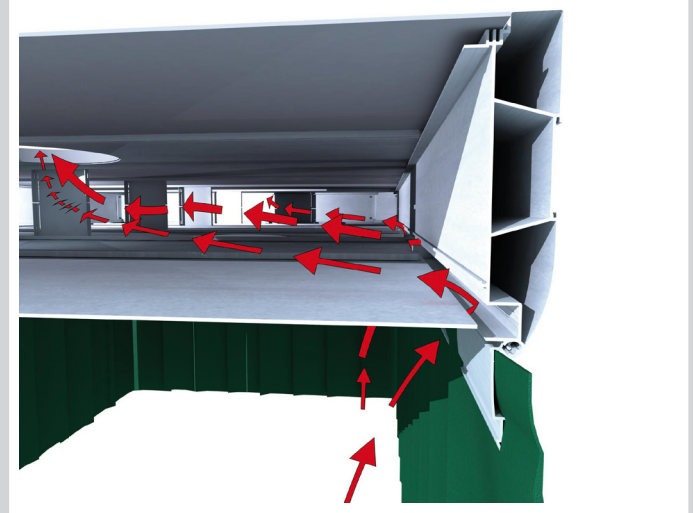


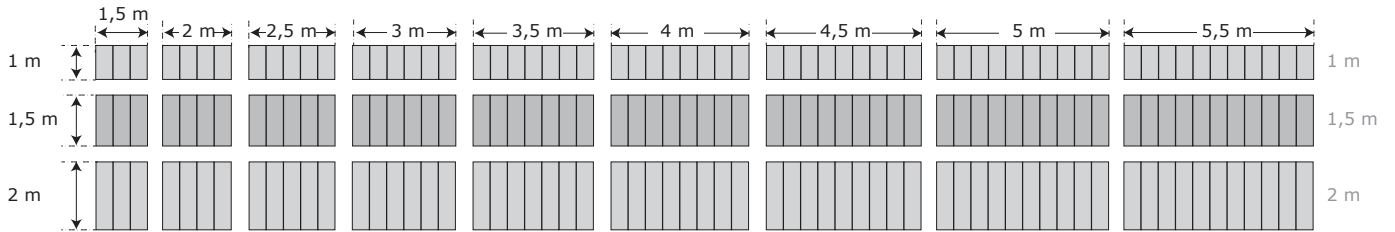
Table 1: Sound level and pressure drop

m <sup>3</sup> /h/m <sup>2</sup>	Sound level hood		Pressure drop
	Outside	Inside	
500	63 dB(A)	68 dB(A)	150 Pa
550	64 dB(A)	69 dB(A)	150 Pa
600	65 dB(A)	70 dB(A)	160 Pa
650	66 dB(A)	71 dB(A)	165 Pa
700	68 dB(A)	73 dB(A)	180 Pa
750	71 dB(A)	75 dB(A)	230 Pa
800	73 dB(A)	77 dB(A)	280 Pa

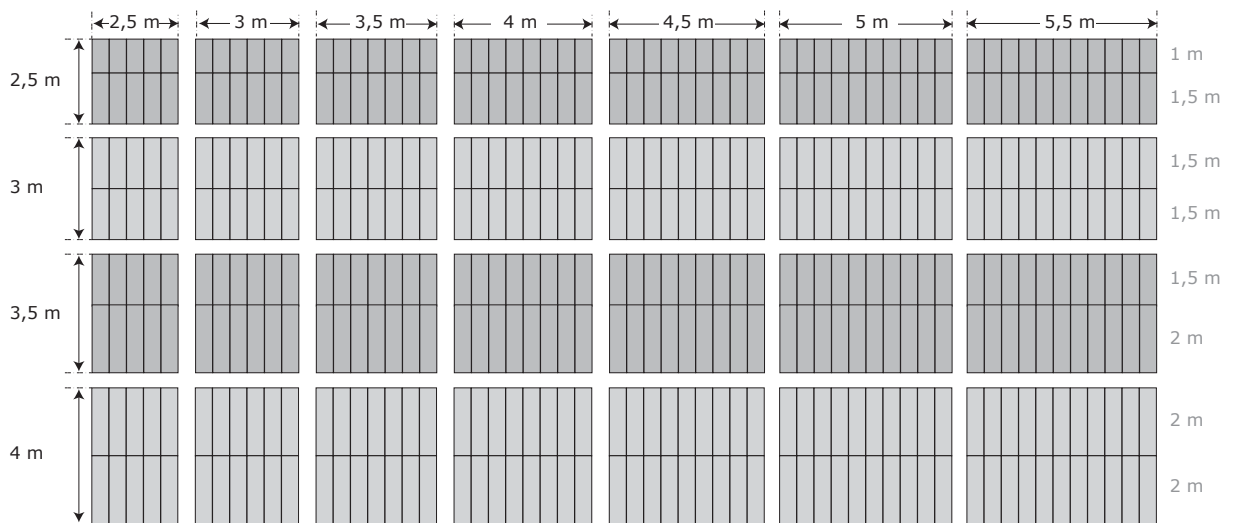
Product type	<b>FlexHood</b>
Article no.	<i>n.a.</i>
Product category	modular extraction hoods
Version	150110/E

Always check the latest version on [www.plymovent.com](http://www.plymovent.com)

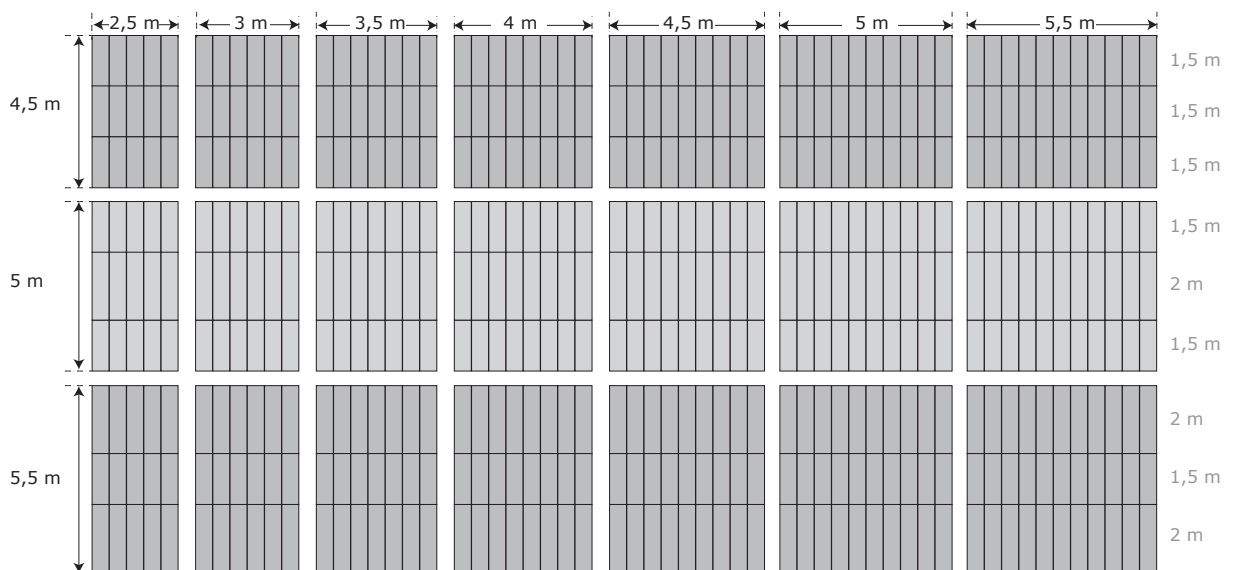
## SINGLE COMPARTMENT MODULAR HOODS



## DOUBLE COMPARTMENT MODULAR HOODS



## TRIPLE COMPARTMENT MODULAR HOODS



# SINGLE compartment hoods

## HOOD SIZE: 1 X 1,5 M – 1,5 X 3,5 M (SINGLE)

Hood size (nominal)	1 x 1,5 m		1 x 2 m		1 x 2,5 m		1 x 3 m		1 x 3,5 m	
<b>Components:</b>										
- Main frame profile	2x	1 m	2x	1 m	2x	1 m	2x	1 m	2x	1 m
	2x	1,5 m	2x	2 m	2x	2,5 m	2x	3 m	2x	3,5 m
- Corner set	2x	set	2x	set	2x	set	2x	set	2x	set
- Corner cover set	1x	set	1x	set	1x	set	1x	set	1x	set
- Roof panel set (basic)	1x	set 1 m	1x	set 1 m	1x	set 1 m	1x	set 1 m	1x	set 1 m
- Roof panel set (extension)			1x	set 1 m	2x	set 1 m	3x	set 1 m	1x	set 1 m (1) 1x set 1 m (3)
- Connection flange	1x	Ø 250 mm	1x	Ø 250 mm	1x	Ø 250 mm	2x	Ø 250 mm	2x	Ø 250 mm
- Branding set	1x	set 6 m	1x	set 6 m	1x	set 9 m	1x	set 9 m	1x	set 9 m
<b>Options:</b>										
- Welding strips	#	roll 25 m	#	roll 25 m	#	roll 25 m	#	roll 25 m	#	roll 25 m
- Strip bracket set	1x	set (20)	1x	set (4) 1x set (20)	2x	set (4) 1x set (20)	3x	set (4) 1x set (20)	4x	set (4) 1x set (20)
- Leg 2/2,5/3/3,5 m	4x	leg	4x	leg	4x	leg	4x	leg	4x	leg
- Floor mounting set	1x	set	1x	set	1x	set	1x	set	1x	set
- Lighting fixture	1x		1x		1x		1x		1x	
<b>Weight (without options)</b>	56 kg (123 lbs)		66 kg (146 lbs)		75 kg (165 lbs)		85 kg (187 lbs)		94 kg (207 lbs)	

Hood size (nominal)	1,5 x 1,5 m		1,5 x 2 m		1,5 x 2,5 m		1,5 x 3 m		1,5 x 3,5 m	
<b>Components:</b>										
- Main frame profile	4x	1,5 m	2x	1,5 m	2x	1,5 m	2x	1,5 m	2x	1,5 m
			2x	2 m	2x	2,5 m	2x	3 m	2x	3,5 m
- Corner set	2x	set	2x	set	2x	set	2x	set	2x	set
- Corner cover set	1x	set	1x	set	1x	set	1x	set	1x	set
- Roof panel set (basic)	1x	set 1,5 m	1x	set 1,5 m	1x	set 1,5 m	1x	set 1,5 m	1x	set 1,5 m
- Roof panel set (extension)			1x	set 1,5 m	2x	set 1,5 m	3x	set 1,5 m	1x	set 1,5 m (1) 1x set 1,5 m (3)
- Connection flange	1x	Ø 250 mm	1x	Ø 315 mm	1x	Ø 315 mm	2x	Ø 250 mm	2x	Ø 250 mm
- Branding set	1x	set 6 m	1x	set 9 m	1x	set 9 m	1x	set 9 m	1x	set 12 m
<b>Options:</b>										
- Welding strips	#	roll 25 m	#	roll 25 m	#	roll 25 m	#	roll 25 m	#	roll 25 m
- Strip bracket set	1x	set (4) 1x set (20)	2x	set (4) 1x set (20)	3x	set (4) 1x set (20)	4x	set (4) 1x set (20)	1x	set (40)
- Leg 2/2,5/3/3,5 m	4x	leg	4x	leg	4x	leg	4x	leg	4x	leg
- Floor mounting set	1x	set	1x	set	1x	set	1x	set	1x	set
- Lighting fixture	1x		1x		1x		1x		1x	
<b>Weight (without options)</b>	67 kg (148 lbs)		79 kg (174 lbs)		91 kg (201 lbs)		104 kg (229 lbs)		115 kg (254 lbs)	

**HOOD SIZE: 1 X 4 M – 1,5 X 5,5 M (SINGLE)**

Hood size (nominal)	1 x 4 m		1 x 4,5 m		1 x 5 m		1 x 5,5 m	
<b>Components:</b>								
- Main frame profile	2x	1 m	2x	1 m	2x	1 m	2x	1 m
	2x	4 m	2x	4,5 m	2x	5 m	2x	5,5 m
- Corner set	2x	set	2x	set	2x	set	2x	set
- Corner cover set	1x	set	1x	set	1x	set	1x	set
- Roof panel set (basic)	1x	set 1 m						
- Roof panel set (extension)	2x	set 1 m (1)	2x	set 1 m (3)	1x	set 1 m (1)	2x	set 1 m (1)
	1x	set 1 m (3)			2x	set 1 m (3)	2x	set 1 m (3)
- Connection flange	2x	Ø 250 mm	2x	Ø 250 mm	2x	Ø 250 mm	2x	Ø 250 mm
- Branding set	1x	set 12 m	1x	set 12 m	1x	set 6 m	1x	set 6 m
					1x	set 9 m	1x	set 9 m
<b>Options:</b>								
- Welding strips	#	roll 25 m	#	roll 25 m	#	roll 25 m	#	roll 25 m
- Strip bracket set	1x	set (40)	1x	set (4)	2x	set (4)	3x	set (4)
			1x	set (40)	1x	set (40)	1x	set (40)
- Leg 2/2,5/3/3,5 m	4x	leg	4x	leg	4x	leg	4x	leg
- Floor mounting set	1x	set	1x	set	1x	set	1x	set
- Lighting fixture	1x		1x		1x		1x	
<b>Weight (without options)</b>	104 kg (229 lbs)		113 kg (249 lbs)		122 kg (269 lbs)		131 kg (289 lbs)	

Hood size (nominal)	1,5 x 4 m		1,5 x 4,5 m		1,5 x 5 m		1,5 x 5,5 m	
<b>Components:</b>								
- Main frame profile	2x	1,5 m	2x	1,5 m	2x	1,5 m	2x	1,5 m
	2x	4 m	2x	4,5 m	2x	5 m	2x	5,5 m
- Corner set	2x	set	2x	set	2x	set	2x	set
- Corner cover set	1x	set	1x	set	1x	set	1x	set
- Roof panel set (basic)	1x	set 1,5 m	1x	set 1,5 m	1x	set 1,5 m	1x	set 1,5 m
- Roof panel set (extension)	2x	set 1,5 m (1)	2x	set 1,5 m (3)	1x	set 1,5 m (1)	2x	set 1,5 m (1)
	1x	set 1,5 m (3)			2x	set 1,5 m (3)	2x	set 1,5 m (3)
- Connection flange	2x	Ø 315 mm	2x	Ø 315 mm	2x	Ø 315 mm	2x	Ø 315 mm
- Branding set	1x	set 12 m	1x	set 12 m	1x	set 6 m	1x	set 6 m
					1x	set 9 m	1x	set 9 m
<b>Options:</b>								
- Welding strips	#	roll 25 m	#	roll 25 m	#	roll 25 m	#	roll 25 m
- Strip bracket set	1x	set (4)	2x	set (4)	3x	set (4)	4x	set (4)
	1x	set (40)	1x	set (40)	1x	set (40)	1x	set (40)
- Leg 2/2,5/3/3,5 m	4x	leg	4x	leg	4x	leg	4x	leg
- Floor mounting set	1x	set	1x	set	1x	set	1x	set
- Lighting fixture	1x		1x		1x		1x	
<b>Weight (without options)</b>	127 kg (280 lbs)		139 kg (306 lbs)		151 kg (333 lbs)		162 kg (357 lbs)	

## HOOD SIZE: 2 X 1,5 M – 2 X 3,5 M (SINGLE)

Hood size (nominal)	2 x 1,5 m		2 x 2 m		2 x 2,5 m		2 x 3 m		2 x 3,5 m	
<b>Components:</b>										
- Main frame profile	2x	2 m	4x	2 m	2x	2 m	2x	2 m	2x	2 m
	2x	1,5 m			2x	2,5 m	2x	3 m	2x	3,5 m
- Corner set	2x	set	2x	set	2x	set	2x	set	2x	set
- Corner cover set	1x	set	1x	set	1x	set	1x	set	1x	set
- Roof panel set (basic)	1x	set 2 m	1x	set 2 m	1x	set 2 m	1x	set 2 m	1x	set 2 m
- Roof panel set (extension)			1x	set 2 m	2x	set 2 m	3x	set 2 m	1x	set 2 m (1) 1x set 2 m (3)
- Connection flange	1x	Ø 315 mm	1x	Ø 315 mm	1x	Ø 315 mm	2x	Ø 315 mm	2x	Ø 315 mm
- Branding set	1x	set 9 m	1x	set 9 m	1x	set 9 m	1x	set 12 m	1x	set 12 m
<b>Options:</b>										
- Welding strips	#	roll 25 m	#	roll 25 m	#	roll 25 m	#	roll 25 m	#	roll 25 m
- Strip bracket set	2x	set (4)	3x	set (4)	4x	set (4)	1x	set (40)	1x	set (40)
	1x	set (20)	1x	set (20)	1x	set (20)			1x	set (4)
- Leg 2/2,5/3/3,5 m	4x	leg	4x	leg	4x	leg	4x	leg	4x	leg
- Floor mounting set	1x	set	1x	set	1x	set	1x	set	1x	set
- Lighting fixture	1x		1x		1x		1x		1x	
<b>Weight (without options)</b>	78 kg (172 lbs)		92 kg (203 lbs)		106 kg (234 lbs)		121 kg (267 lbs)		135 kg (298 lbs)	

**HOOD SIZE: 2 X 4 M – 2 X 5,5 M (SINGLE)**

Hood size (nominal)	2 x 4 m		2 x 4,5 m		2 x 5 m		2 x 5,5 m	
<b>Components:</b>								
- Main frame profile	2x	2 m	2x	2 m	2x	2 m	2x	2 m
	2x	4 m	2x	4,5 m	2x	5 m	2x	5,5 m
- Corner set	2x	set	2x	set	2x	set	2x	set
- Corner cover set	1x	set	1x	set	1x	set	1x	set
- Roof panel set (basic)	1x	set 2 m	1x	set 2 m	1x	set 2 m	1x	set 2 m
- Roof panel set (extension)	2x	set 2 m (1)	2x	set 2 m (3)	1x	set 2 m (1)	2x	set 2 m (1)
	1x	set 2 m (3)			2x	set 2 m (3)	2x	set 2 m (3)
- Connection flange	2x	Ø 315 mm	2x	Ø 315 mm	2x	Ø 315 mm	2x	Ø 315 mm
- Branding set	1x	set 12 m	1x	set 6 m	1x	set 6 m	1x	set 6 m
			1x	set 9 m	1x	set 9 m	1x	set 9 m
<b>Options:</b>								
- Welding strips	#	roll 25 m	#	roll 25 m	#	roll 25 m	#	roll 25 m
- Strip bracket set	2x	set (4)	3x	set (4)	4x	set (4)	1x	set (20)
	1x	set (40)	1x	set (40)	1x	set (40)	1x	set (40)
- Leg 2/2,5/3/3,5 m	4x	leg	4x	leg	4x	leg	4x	leg
- Floor mounting set	1x	set	1x	set	1x	set	1x	set
- Lighting fixture	1x		1x		1x		1x	
<b>Weight (without options)</b>	149 kg (328 lbs)		163 kg (359 lbs)		177 kg (390 lbs)		191 kg (421 lbs)	

# DOUBLE compartment hoods

## HOOD SIZE: 2,5 X 2,5 M – 3 X 4,5 M (DOUBLE)

Hood size (nominal)	2,5 x 2,5 m		2,5 x 3 m		2,5 x 3,5 m		2,5 x 4 m		2,5 x 4,5 m	
<b>Components:</b>										
- Main frame profile	2x 4x	2,5 m (W) 2,5 m (L)	2x 4x	2,5 m (W) 3 m (L)	2x 4x	2,5 m (W) 3,5 m (L)	2x 4x	2,5 m (W) 4 m (L)	2x 4x	2,5 m (W) 4,5 m (L)
- T-bracket set	1x	set	1x	set	1x	set	1x	set	1x	set
- Corner set	2x	set	2x	set	2x	set	2x	set	2x	set
- Corner cover set	1x	set	1x	set	1x	set	1x	set	1x	set
- Roof panel set (basic)	1x 1x	set 1 m set 1,5 m	1x 1x	set 1 m set 1,5 m	1x 1x	set 1 m set 1,5 m	1x 1x	set 1 m set 1,5 m	1x 1x	set 1 m set 1,5 m
- Roof panel set (extension)	2x 2x	set 1 m (1) set 1,5 m (1)	1x 1x	set 1 m (3) set 1,5 m (3)	1x 1x 1x 1x	set 1 m (1) set 1 m (3) set 1,5 m (1) set 1,5 m (3)	2x 1x 2x 1x	set 1 m (1) set 1 m (3) set 1,5 m (1) set 1,5 m (3)	2x 2x	set 1 m (3) set 1,5 m (3)
- Connection flange	2x	Ø 250 mm	4x	Ø 250 mm	4x	Ø 250 mm	2x 2x	Ø 250 mm Ø 315 mm	2x 2x	Ø 250 mm Ø 315 mm
- Branding set	1x	set 12 m	1x	set 12 m	1x	set 12 m	1x 1x	set 6 m set 9 m	1x 1x	set 6 m set 9 m
<b>Options:</b>										
- Welding strips	#	roll 25 m	#	roll 25 m	#	roll 25 m	#	roll 25 m	#	roll 25 m
- Strip bracket set	1x	set (40)	1x 1x	set (4) set (40)	2x 1x	set (4) set (40)	3x 1x	set (4) set (40)	4x 1x	set (4) set (40)
- Leg 2/2,5/3/3,5 m	4x	leg	4x	leg	4x	leg	4x	leg	4x	leg
- Corner reinforcement	2x	set	2x	set	2x	set	2x	set	2x	set
- Floor mounting set	1x	set	1x	set	1x	set	1x	set	1x	set
- Lighting fixture	2x		2x		2x		2x		2x	
<b>Weight (without options)</b>	151 kg (333 lbs)		174 kg (384 lbs)		195 kg (430 lbs)		216 kg (476 kg)		237 kg (522 lbs)	

Hood size (nominal)	3 x 2,5 m		3 x 3 m		3 x 3,5 m		3 x 4 m		3 x 4,5 m	
<b>Components:</b>										
- Main frame profile	2x 4x	3 m (W) 2,5 m (L)	2x 4x	3 m (W) 3 m (L)	2x 4x	3 m (W) 3,5 m (L)	2x 4x	3 m (W) 4 m (L)	2x 4x	3 m (W) 4,5 m (L)
- T-bracket set	1x	set	1x	set	1x	set	1x	set	1x	set
- Corner set	2x	set	2x	set	2x	set	2x	set	2x	set
- Corner cover set	1x	set	1x	set	1x	set	1x	set	1x	set
- Roof panel set (basic)	2x	set 1,5 m	2x	set 1,5 m	2x	set 1,5 m	2x	set 1,5 m	2x	set 1,5 m
- Roof panel set (extension)	1x 1x	set 1,5 m (1) set 1,5 m (3)	2x	set 1,5 m (3)	2x 2x	set 1,5 m (1) set 1,5 m (3)	1x 3x	set 1,5 m (1) set 1,5 m (3)	4	set 1,5 m (3)
- Connection flange	2x	Ø 315 mm	4x	Ø 250 mm	4x	Ø 250 mm	4x	Ø 315 mm	4x	Ø 315 mm
- Branding set	1x	set 12 m	1x	set 12 m	1x	set 6 m set 9 m	1x 1x	set 6 m set 9 m	1x 1x	set 6 m set 9 m
<b>Options:</b>										
- Welding strips	#	roll 25 m	#	roll 25 m	#	roll 25 m	#	roll 25 m	#	roll 25 m
- Strip bracket set	1x 1x	set (4) set (40)	2x 1x	set (4) set (40)	3x 1x	set (4) set (40)	4x 1x	set (4) set (40)	1x 1x	set (20) set (40)
- Leg 2/2,5/3/3,5 m	4x	leg	4x	leg	4x	leg	4x	leg	4x	leg
- Corner reinforcement	2x	set	2x	set	2x	set	2x	set	2x	set
- Floor mounting set	1x	set	1x	set	1x	set	1x	set	1x	set
- Lighting fixture	2x		2x		2x		2x		2x	
<b>Weight (without options)</b>	168 kg (370 lbs)		193 kg (425 lbs)		231 kg (509 lbs)		240 kg (529 lbs)		264 kg (582 lbs)	



**HOOD SIZE: 2,5 X 5 M – 3 X 5,5 M (DOUBLE)**

Hood size (nominal)	2,5 x 5 m		2,5 x 5,5 m	
<b>Components:</b>				
- Main frame profile	2x 4x	2,5 m (W) 5 m (L)	2x 4x	2,5 m (W) 5,5 m (L)
- T-bracket set	1x	set	1x	set
- Corner set	2x	set	2x	set
- Corner cover set	1x	set	1x	set
- Roof panel set (basic)	1x 1x	set 1 m set 1,5 m	1x 1x	set 1 m set 1,5 m
- Roof panel set (extension)	1x 2x 1x 2x	set 1 m (1) set 1 m (3) set 1,5 m (1) set 1,5 m (3)	2x 2x 2x 2x	set 1 m (1) set 1 m (3) set 1,5 m (1) set 1,5 m (3)
- Connection flange	2x 2x	Ø 250 mm Ø 315 mm	2x 2x	Ø 250 mm Ø 315 mm
- Branding set	1x 1x	set 6 m set 9 m	1x 1x	set 6 m set 12 m
<b>Options:</b>				
- Welding strips	#	roll 25 m	#	roll 25 m
- Strip bracket set	1x	set (40)	1x 1x	set (4) set (40)
- Leg 2/2,5/3/3,5 m	4x	leg	4x	leg
- Corner reinforcement	2x	set	2x	set
- Floor mounting set	1x	set	1x	set
- Lighting fixture	2x		2x	
<b>Weight (without options)</b>	258 kg (569 lbs)		279 kg (615 lbs)	

Hood size (nominal)	3 x 5 m		3 x 5,5 m	
<b>Components:</b>				
- Main frame profile	2x 4x	3 m (W) 5 m (L)	2x 4x	3 m (W) 5,5 m (L)
- T-bracket set	1x	set	1x	set
- Corner set	2x	set	2x	set
- Corner cover set	1x	set	1x	set
- Roof panel set (basic)	2x	set 1,5 m	2x	set 1,5 m
- Roof panel set (extension)	2x 4x	set 1,5 m (1) set 1,5 m (3)	1x 5x	set 1,5 m (1) set 1,5 m (3)
- Connection flange	4x	Ø 315 mm	4x	Ø 315 mm
- Branding set	1x	set 12 m	1x	set 12 m
<b>Options:</b>				
- Welding strips	#	roll 25 m	#	roll 25 m
- Strip bracket set	1x 1x	set (4) set (40)	2x 1x	set (4) set (40)
- Leg 2/2,5/3/3,5 m	4x	leg	4x	leg
- Corner reinforcement	2x	set	2x	set
- Floor mounting set	1x	set	1x	set
- Lighting fixture	2x		2x	2x
<b>Weight (without options)</b>	287 kg (633 lbs)		311 kg (686 lbs)	

## HOOD SIZE: 3,5 X 2,5 M – 4 X 4,5 M (DOUBLE)

Hood size (nominal)	3,5 x 2,5 m		3,5 x 3 m		3,5 x 3,5 m		3,5 x 4 m		3,5 x 4,5 m	
<b>Components:</b>										
- Main frame profile	2x 4x	3,5 m (W) 2,5 m (L)	2x 4x	3,5 m (W) 3 m (L)	2x 4x	3,5 m (W) 3,5 m (L)	2x 4x	3,5 m (W) 4 m (L)	2x 4x	3,5 m (W) 4,5 m (L)
- T-bracket set	1x	set	1x	set	1x	set	1x	set	1x	set
- Corner set	2x	set	2x	set	2x	set	2x	set	2x	set
- Corner cover set	1x	set	1x	set	1x	set	1x	set	1x	set
- Roof panel set (basic)	1x 1x	set 1,5 m set 2 m	1x 1x	set 1,5 m set 2 m	1x 1x	set 1,5 m set 2 m	1x 1x	set 1,5 m set 2 m	1x 1x	set 1,5 m set 2 m
- Roof panel set (extension)	2x 2x	set 1,5 m (1) set 2 m (1)	1x 1x	set 1,5 m (3) set 2 m (3)	1x 1x 1x 1x	set 1,5 m (1) set 1,5 m (3) set 2 m (1) set 2 m (3)	2x 1x 2x 1x	set 1,5 m (1) set 1,5 m (3) set 2 m (1) set 2 m (3)	2x 2x	set 1,5 m (3) set 2 m (3)
- Connection flange	2x	Ø 315 mm	2x 2x	Ø 250 mm Ø 315 mm	2x 2x	Ø 250 mm Ø 315 mm	4x	Ø 315 mm	4x	Ø 315 mm
- Branding set	1x	set 12 m	1x 1x	set 6 m set 9 m	1x 1x	set 6 m set 9 m	1x 1x	set 6 m set 9 m	1x 1x	set 6 m set 9 m
<b>Options:</b>										
- Welding strips	#	roll 25 m	#	roll 25 m	#	roll 25 m	#	roll 25 m	#	roll 25 m
- Strip bracket set	2x 1x	set (4) set (40)	3x 1x	set (4) set (40)	4x 1x	set (4) set (40)	1x 1x	set (20) set (40)	1x 1x 1x	set (4) set (20) set (40)
- Leg 2/2,5/3/3,5 m	4x	leg	4x	leg	4x	leg	4x	leg	4x	leg
- Corner reinforcement	2x	set	2x	set	2x	set	2x	set	2x	set
- Floor mounting set	1x	set	1x	set	1x	set	1x	set	1x	set
- Lighting fixture	2x		2x		2x		2x		2x	
<b>Weight (without options)</b>	182 kg (401 lbs)		210 kg (463 lbs)		251 kg (553 lbs)		262 kg (578 lbs)		287 kg (633 lbs)	

Hood size (nominal)	4 x 2,5 m		4 x 3 m		4 x 3,5 m		4 x 4 m		4 x 4,5 m	
<b>Components:</b>										
- Main frame profile	2x 4x	4 m (W) 2,5 m (L)	2x 4x	4 m (W) 3 m (L)	2x 4x	4 m (W) 3,5 m (L)	2x 4x	4 m (W) 4 m (L)	2x 4x	4 m (W) 4,5 m (L)
- T-bracket set	1x	set	1x	set	1x	set	1x	set	1x	set
- Corner set	2x	set	2x	set	2x	set	2x	set	2x	set
- Corner cover set	1x	set	1x	set	1x	set	1x	set	1x	set
- Roof panel set (basic)	2x	set 2 m	2x	set 2 m	2x	set 2 m	2x	set 2 m	2x	set 2 m
- Roof panel set (extension)	1x 1x	set 2 m (1) set 2 m (3)	2x	set 2 m (3)	2x 2x	set 2 m (1) set 2 m (3)	1x 3x	set 2 m (1) set 2 m (3)	4x	set 2 m (3)
- Connection flange	2x 2x	Ø 250 mm Ø 315 mm	4x	Ø 315 mm	4x	Ø 315 mm	4x	Ø 315 mm	4x	Ø 315 mm
- Branding set	1x	set 12 m	1x 1x	set 6 m set 9 m	1x 1x	set 6 m set 9 m	1x 1x	set 6 m set 9 m	1x 1x	set 6 m set 9 m
<b>Options:</b>										
- Welding strips	#	roll 25 m	#	roll 25 m	#	roll 25 m	#	roll 25 m	#	roll 25 m
- Strip bracket set	3x 1x	set (4) set (40)	4x 1x	set (4) set (40)	1x 1x	set (20) set (40)	1x 1x 1x	set (4) set (20) set (40)	2x 1x 1x	set (4) set (20) set (40)
- Leg 2/2,5/3/3,5 m	4x	leg	4x	leg	4x	leg	4x	leg	4x	leg
- Corner reinforcement	2x	set	2x	set	2x	set	2x	set	2x	set
- Floor mounting set	1x	set	1x	set	1x	set	1x	set	1x	set
- Lighting fixture	2x		2x		2x		2x		2x	
<b>Weight (without options)</b>	200 kg (441 lbs)		228 kg (503 lbs)		271 kg (597 lbs)		284 kg (626 lbs)		312 kg (688 lbs)	

**HOOD SIZE: 3 X 5 M – 4 X 4,5 M (DOUBLE)**

Hood size (nominal)	3,5 x 5 m		3,5 x 5,5 m	
<b>Components:</b>				
- Main frame profile	2x 4x	3,5 m (W) 5 m (L)	2x 4x	3,5 m (W) 5,5 m (L)
- T-bracket set	1x	set	1x	set
- Corner set	2x	set	2x	set
- Corner cover set	1x	set	1x	set
- Roof panel set (basic)	1x 1x	set 1,5 m set 2 m	1x 1x	set 1,5 m set 2 m
- Roof panel set (extension)	1x 2x 1x 2x	set 1,5 m (1) set 1,5 m (3) set 2 m (1) set 2 m (3)	2x 2x 2x 2x	set 1,5 m (1) set 1,5 m (3) set 2 m (1) set 2 m (3)
- Connection flange	4x	Ø 315 mm	4x	Ø 315 mm
- Branding set	1x 1x	set 6 m set 12 m	1x 1x	set 6 m set 12 m
<b>Options:</b>				
- Welding strips	#	roll 25 m	#	roll 25 m
- Strip bracket set	2x 1x 1x	set (4) set (20) set (40)	3x 1x 1x	set (4) set (20) set (40)
- Leg 2/2,5/3/3,5 m	4x	leg	4x	leg
- Corner reinforcement	2x	set	2x	set
- Floor mounting set	1x	set	1x	set
- Lighting fixture	2x		2x	
<b>Weight (without options)</b>	313 kg (690 lbs)		339 kg (747 lbs)	

Hood size (nominal)	4 x 5 m		4 x 5,5 m	
<b>Components:</b>				
- Main frame profile	2x 4x	4 m (W) 5 m (L)	2x 4x	4 m (W) 5,5 m (L)
- T-bracket set	1x	set	1x	set
- Corner set	2x	set	2x	set
- Corner cover set	1x	set	1x	set
- Roof panel set (basic)	2x	set 2 m	2x	set 2 m
- Roof panel set (extension)	2x 4x	set 2 m (1) set 2 m (3)	1x 5x	set 2 m (1) set 2 m (3)
- Connection flange	4x	Ø 315 mm	4x	Ø 315 mm
- Branding set	1x 1x	set 6 m set 12 m	1x 1x	set 6 m set 12 m
<b>Options:</b>				
- Welding strips	#	roll 25 m	#	roll 25 m
- Strip bracket set	3x 1x 1x	set (4) set (20) set (40)	4x 1x 1x	set (4) set (20) set (40)
- Leg 2/2,5/3/3,5 m	4x	leg	4x	leg
- Corner reinforcement	2x	set	2x	set
- Floor mounting set	1x	set	1x	set
- Lighting fixture	2x		2x	
<b>Weight (without options)</b>	350 kg (750 lbs)		368 kg (811 lbs)	

# TRIPLE compartment hoods

## HOOD SIZE: 4,5 X 2,5 M – 5 X 4,5 M (TRIPLE)

Hood size (nominal)	4,5 x 2,5 m		4,5 x 3 m		4,5 x 3,5 m		4,5 x 4 m		4,5 x 4,5 m	
<b>Components:</b>										
- Main frame profile	2x 6x	4,5 m (W) 2,5 m (L)	2x 6x	4,5 m (W) 3 m (L)	2x 6x	4,5 m (W) 3,5 m (L)	2x 6x	4,5 m (W) 4 m (L)	2x 6x	4,5 m (W) 4,5 m (L)
- T-bracket set	2x	set	2x	set	2x	set	2x	set	2x	set
- Corner set	2x	set	2x	set	2x	set	2x	set	2x	set
- Corner cover set	1x	set	1x	set	1x	set	1x	set	1x	set
- Roof panel set (basic)	3x	set 1,5 m	3x	set 1,5 m	3x	set 1,5 m	3x	set 1,5 m	3x	set 1,5 m
- Roof panel set (extension)	2x	set 1,5 m (3)	3x	set 1,5 m (3)	4x	set 1,5 m (3)	5x	set 1,5 m (3)	6x	set 1,5 m (3)
- Connection flange	3x	Ø 315 mm	6x	Ø 250 mm	6x	Ø 250 mm	6x	Ø 315 mm	6x	Ø 315 mm
- Branding set	1x 1x	set 6 m set 9 m	1x 1x	set 6 m set 9 m	1x 1x	set 6 m set 12 m	1x 1x	set 6 m set 12 m	1x 1x	set 6 m set 12 m
<b>Options:</b>										
- Welding strips	#	roll 25 m	#	roll 25 m	#	roll 25 m	#	roll 25 m	#	roll 25 m
- Strip bracket set	4x 1x	set (4) set (40)	1x 1x	set (20) set (40)	1x 1x	set (4) set (20) set (40)	2x 1x 1x	set (4) set (20) set (40)	3x 1x 1x	set (4) set (20) set (40)
- Leg 2/2,5/3/3,5 m	4x	leg	4x	leg	4x	leg	4x	leg	4x	leg
- Corner reinforcement	2x	set	2x	set	2x	set	2x	set	2x	set
- Floor mounting set	1x	set	1x	set	1x	set	1x	set	1x	set
- Lighting fixture	3x		3x		3x		3x		3x	
<b>Weight (without options)</b>	223 kg (492 lbs)		257 kg (567 lbs)		303 kg (668 lbs)		319 kg (703 lbs)		349 kg (769 lbs)	

Hood size (nominal)	5 x 2,5 m		5 x 3 m		5 x 3,5 m		5 x 4 m		5 x 4,5 m	
<b>Components:</b>										
- Main frame profile	2x 6x	5 m (W) 2,5 m (L)	2x 6x	5 m (W) 3 m (L)	2x 6x	5 m (W) 3,5 m (L)	2x 6x	5 m (W) 4 m (L)	2x 6x	5 m (W) 4,5 m (L)
- T-bracket set	2x	set	2x	set	2x	set	2x	set	2x	set
- Corner set	2x	set	2x	set	2x	set	2x	set	2x	set
- Corner cover set	1x	set	1x	set	1x	set	1x	set	1x	set
- Roof panel set (basic)	2x 1x	set 1,5 m set 2 m	2x 1x	set 1,5 m set 2 m	2x 1x	set 1,5 m set 2 m	2x 1x	set 1,5 m set 2 m	2x 1x	set 1,5 m set 2 m
- Roof panel set (extension)	1x 1x 2x	set 1,5 m (1) set 1,5 m (3) set 2 m (1)	2x 1x	set 1,5 m (3) set 2 m (3)	2x 2x 1x 1x	set 1,5 m (1) set 1,5 m (3) set 2 m (1) set 2 m (3)	1x 3x 2x 1x	set 1,5 m (1) set 1,5 m (3) set 2 m (1) set 2 m (3)	4x 2x	set 1,5 m (3) set 2 m (3)
- Connection flange	3x	Ø 315 mm	4x 2x	Ø 250 mm Ø 315 mm	4x 2x	Ø 250 mm Ø 315 mm	6x	Ø 315 mm	6x	Ø 315 mm
- Branding set	1x 1x	set 6 m set 9 m	1x 1x	set 6 m set 12 m	1x 1x	set 6 m set 12 m	1x 1x	set 6 m set 12 m	1x 1x	set 9 m set 12 m
<b>Options:</b>										
- Welding strips	#	roll 25 m	#	roll 25 m	#	roll 25 m	#	roll 25 m	#	roll 25 m
- Strip bracket set	1x 1x	set (20) set (40)	1x 1x	set (4) set (20) set (40)	2x 1x 1x	set (4) set (20) set (40)	3x 1x 1x	set (4) set (20) set (40)	4x 1x 1x	set (4) set (20) set (40)
- Leg 2/2,5/3/3,5 m	4x	leg	4x	leg	4x	leg	4x	leg	4x	leg
- Corner reinforcement	2x	set	2x	set	2x	set	2x	set	2x	set
- Floor mounting set	1x	set	1x	set	1x	set	1x	set	1x	set
- Lighting fixture	3x		3x		3x		3x		1x	
<b>Weight (without options)</b>	238 kg (525 lbs)		274 kg (604 lbs)		322 kg (710 lbs)		340 kg (750 lbs)		373 kg (822 lbs)	

**HOOD SIZE: 4,5 X 5 M – 4 X 5,5 M (TRIPLE)**

Hood size (nominal)	4,5 x 5 m		4,5 x 5,5 m	
<b>Components:</b>				
- Main frame profile	2x 6x	4,5 m (W) 5 m (L)	2x 6x	4,5 m (W) 5,5 m (L)
- T-bracket set	2x	set	2x	set
- Corner set	2x	set	2x	set
- Corner cover set	1x	set	1x	set
- Roof panel set (basic)	3x	set 1,5 m	3x	set 1,5 m
- Roof panel set (extension)	7x	set 1,5 m (3)	8x	set 1,5 m (3)
- Connection flange	6x	Ø 315 mm	6x	Ø 315 mm
- Branding set	1x 1x	set 9 m set 12 m	1x 1x	set 9 m set 12 m
<b>Options:</b>				
- Welding strips	#	roll 25 m	#	roll 25 m
- Strip bracket set	4x 1x 1x	set (4) set (20) set (40)	2x	set (40)
- Leg 2/2,5/3/3,5 m	4x	leg	4x	leg
- Corner reinforcement	2x	set	2x	set
- Floor mounting set	1x	set	1x	set
- Lighting fixture	3x		3x	
<b>Weight (without options)</b>	380 kg (838 lbs)		411 kg (906 lbs)	

Hood size (nominal)	5 x 5 m		5 x 5,5 m	
<b>Components:</b>				
- Main frame profile	2x 6x	5 m (W) 5 m (L)	2x 6x	5 m (W) 5,5 m (L)
- T-bracket set	2x	set	2x	set
- Corner set	2x	set	2x	set
- Corner cover set	1x	set	1x	set
- Roof panel set (basic)	2x 1x	set 1,5 m set 2 m	2x 1x	set 1,5 m set 2 m
- Roof panel set (extension)	2x 4x 1x 2x	set 1,5 m (1) set 1,5 m (3) set 2 m (1) set 2 m (3)	1x 5x 2x 2x	set 1,5 m (1) set 1,5 m (3) set 2 m (1) set 2 m (3)
- Connection flange	6x	Ø 315 mm	6x	Ø 315 mm
- Branding set	1x 1x	set 9 m set 12 m	1x 1x	set 9 m set 12 m
<b>Options:</b>				
- Welding strips	#	roll 25 m	#	roll 25 m
- Strip bracket set	2x	set (40)	1x 2x	set (4) set (40)
- Leg 2/2,5/3/3,5 m	4x	leg	4x	leg
- Corner reinforcement	2x	set	2x	set
- Floor mounting set	1x	set	1x	set
- Lighting fixture	3x		3x	
<b>Weight (without options)</b>	406 kg (895 lbs)		439 kg (968 lbs)	

## HOOD SIZE: 5,5 X 2,5 M – 5,5 X 4,5 M (TRIPLE)

Hood size (nominal)	5,5 x 2,5 m		5,5 x 3 m		5,5 x 3,5 m		5,5 x 4 m		5,5 x 4,5 m	
<b>Components:</b>										
- Main frame profile	2x 6x	5,5 m (W) 2,5 m (L)	2x 6x	5,5 m (W) 3 m (L)	2x 6x	5,5 m (W) 3,5 m (L)	2x 6x	5,5 m (W) 4 m (L)	2x 6x	5,5 m (W) 4,5 m (L)
- T-bracket set	2x	set	2x	set	2x	set	2x	set	2x	set
- Corner set	2x	set	2x	set	2x	set	2x	set	2x	set
- Corner cover set	1x	set	1x	set	1x	set	1x	set	1x	set
- Roof panel set (basic)	1x 2x	set 1,5 m set 2 m	1x 2x	set 1,5 m set 2 m	1x 2x	set 1,5 m set 2 m	1x 2x	set 1,5 m set 2 m	1x 2x	set 1,5 m set 2 m
- Roof panel set (extension)	2x 1x 1x	set 1,5 m (1) set 2 m (1) set 2 m (3)	1x 2x	set 1,5 m (3) set 2 m (3)	1x 1x 2x 2x	set 1,5 m (1) set 1,5 m (3) set 2 m (1) set 2 m (3)	2x 1x 1x 3x	set 1,5 m (1) set 1,5 m (3) set 2 m (1) set 2 m (3)	2x 4x	set 1,5 m (3) set 2 m (3)
- Connection flange	3x	Ø 315 mm	2x 4x	Ø 250 mm Ø 315 mm	2x 4x	Ø 250 mm Ø 315 mm	6x	Ø 315 mm	6x	Ø 315 mm
- Branding set	1x 1x	set 6 m set 12 m	1x 1x	set 6 m set 12 m	1x 1x	set 6 m set 12 m	1x 1x	set 9 m set 12 m	1x 1x	set 9 m set 12 m
<b>Options:</b>										
- Welding strips	1x	roll 25 m	1x	roll 25 m	1x	roll 25 m	1x	roll 25 m	1x	roll 25 m
- Strip bracket set	1x 1x 1x	set (4) set (20) set (40)	2x 1x 1x	set (4) set (20) set (40)	3x 1x 1x	set (4) set (20) set (40)	4x 1x 1x	set (4) set (20) set (40)	2x	set (40)
- Leg 2/2,5/3/3,5 m	4x	leg	4x	leg	4x	leg	4x	leg	4x	leg
- Corner reinforcement	2x	set	2x	set	2x	set	2x	set	2x	set
- Floor mounting set	1x	set	1x	set	1x	set	1x	set	1x	set
- Lighting fixture	3x		3x		3x		3x		3x	
<b>Weight (without options)</b>	254 kg (560 lbs)		292 kg (644 lbs)		342 kg (754 lbs)		363 kg (800 lbs)		398 kg (877 lbs)	

**HOOD SIZE: 5,5 X 5 M – 5,5 X 5,5 M (TRIPLE)**

Hood size (nominal)	5,5 x 5 m		5,5 x 5,5 m	
<b>Components:</b>				
- Main frame profile	2x 6x	5,5 m (W) 5 m (L)	2x 6x	5,5 m (W) 5,5 m (L)
- T-bracket set	2x	set	2x	set
- Corner set	2x	set	2x	set
- Corner cover set	1x	set	1x	set
- Roof panel set (basic)	1x 2x	set 1,5 m set 2 m	1x 2x	set 1,5 m set 2 m
- Roof panel set (extension)	1x 2x 2x 4x	set 1,5 m (1) set 1,5 m (3) set 2 m (1) set 2 m (3)	2x 2x 1x 5x	set 1,5 m (1) set 1,5 m (3) set 2 m (1) set 2 m (3)
- Connection flange	6x	Ø 315 mm	6x	Ø 315 mm
- Branding set	1x 1x	set 9 m set 12 m	2x	set 12 m
<b>Options:</b>				
- Welding strips	1x	roll 25 m	1x	roll 25 m
- Strip bracket set	1x 2x	set (4) set (40)	2x 2x	set (4) set (40)
- Leg 2/2,5/3/3,5 m	4x	leg	4x	leg
- Corner reinforcement	2x	set	2x	set
- Floor mounting set	1x	set	1x	set
- Lighting fixture	3x		3x	
<b>Weight (without options)</b>	433 kg (955 lbs)		468 kg (1032 lbs)	